



WG.705

PIVOTING WEB GUIDING SYSTEM



- ✓ Usually used for labels and nonwovens industry
- ✓ Electronic and keypad integrated in the frame
- ✓ 70 msec max speed actuator
- ✓ Stepping motor for a quick and precise regulation
- ✓ CAN bus network

WG is the pivoting frame series of web guiding system for controlling and align all kind of web. The adjustment geometry is fully inside the electromechanical system and the webguide can be applied in different positions so that all possible web paths can be used. All pivoting frames are equipped with the latest generation stepping motors to guarantee a very quick and precise movement and zero maintenance.

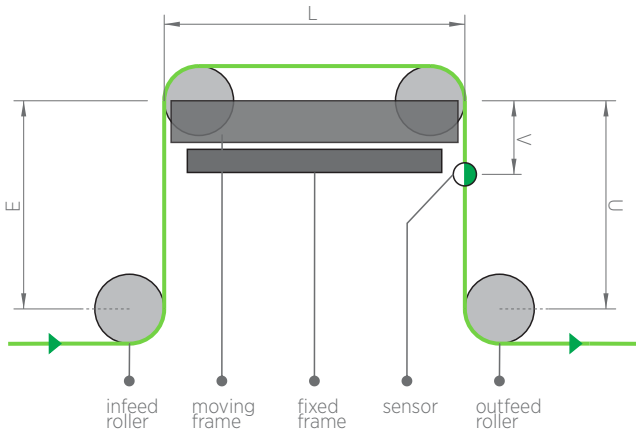
WG.705 series is a compact model with the possibility to have the electronic and keypad onboard that can be applied in narrow spaces and integrated into existing machines. It is usually used for labels and nonwoven industry. If the keypad onboard is not required, is also available a more compact version. WG.705 can be also equipped with fixed or movable workboard with listels or pistons.

Sensors: the system can be used with both infrared or ultrasonic sensors to detect the edge and with optical sensor to detect line or edge of all kind of materials.

Controller: WG.705 can be used with both ReSmart technology, using MWG10.1 controller, and SmartMotion technology, using WLigo controller.

Network: To guarantee a perfect network and communication, eventual external modules of the system (such as a remote keyboard or another web guide unit) are connected with the Re CAN bus interface that also guarantees an increased level of security interference.

TECHNICAL DRAWING

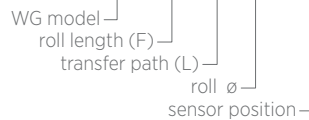


Selection model table

F \ L	350	400
350	✓	
400	✓	✓
500		✓
600		✓
700		✓

* for other model contact our technical dpt.

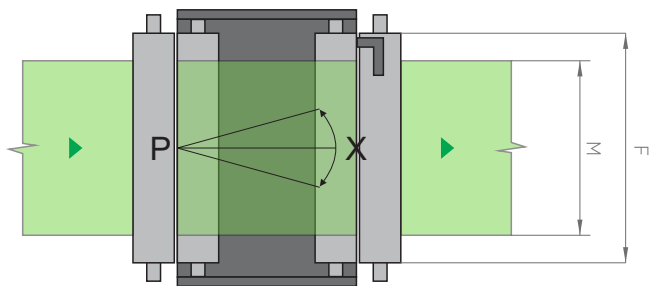
WG.705.xxx.xxx.xx DX/SX



Optional

Workboard: fixed with listels
movable with listels
fixed with pistons

Roller: black tape surface
tape rubber surface
cork tape surface



Functioning

Re pivoting web guiding systems have a mobile frame that rotates around a virtual axis, called pivot, which is the ideal rotation axis, allowing for greater adjustment precision. The material elasticity module determines the space needed to infeed and outfeed material from the web guide, which is at least 3/4 the maximum width of the web. (E and U = 3/4 M max)

E	infeed path	P	pivot point
F	roll length	U	outfeed path
L	transfer path	V	sensor distance
M	material width	X	guide angle

TECHNICAL CHARACTERISTICS

Power supply	24 V
Power consumption	4 A
Actuator stroke	± 20 mm
Actuator speed	min 4,5 msec - max 70 msec
Roll lenght F	see table
Transfer path L	see table
Roller diameter	75 mm
Max web tension	500 N
Working temperature	10÷50° C
Technology	Resmart (MWG10.1 keypad) SmartMotion (WLigo keypad)

*Data are subject to technical change without notice



Re S.p.A.
via Firenze 3
20060 Bussero (MI) Italy

T +39 02 9524301
F +39 02 95038986
E info@re-spa.com

Assistenza tecnica
Technical support
T +39 02 952430.300
E support@re-spa.com

Assistenza commerciale
Sales support
T +39 02 952430.200
E sales@re-spa.com